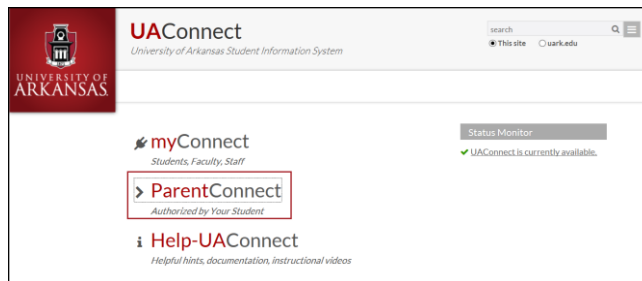


Viewing Personal Information

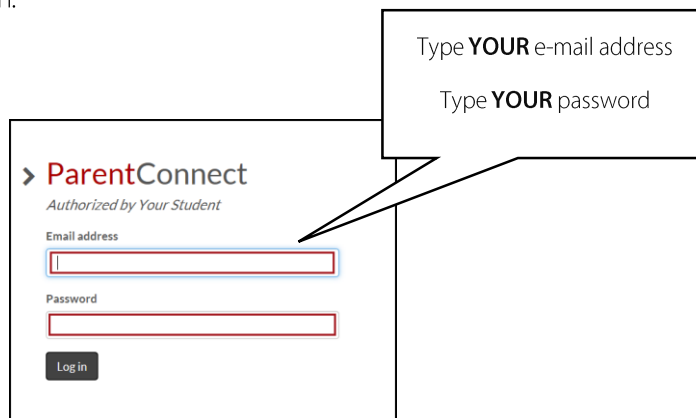
The **Parent/Family Authorization** option allows a student to authorize access to view certain student information. This authorization provides access to the designee (parent or other third-party) to view Manage Finances, Academic Information, and Personal Information. This document addresses access to **Personal Information**.

Log in to ParentConnect

1. **Sign in** to Parent Center through **ParentConnect** on the **UAConnect** landing page.



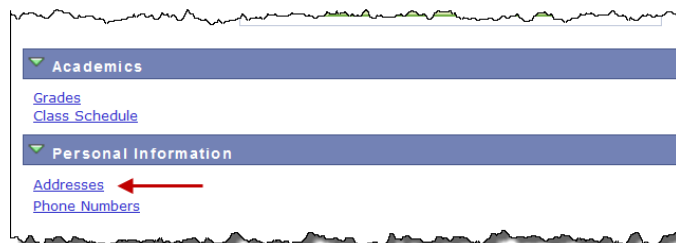
2. Type in your login information.
3. Click **Log in**.



View Address and Phone Numbers

The information found on these pages is considered Directory Information and available to release unless the student directs that the information not be released.

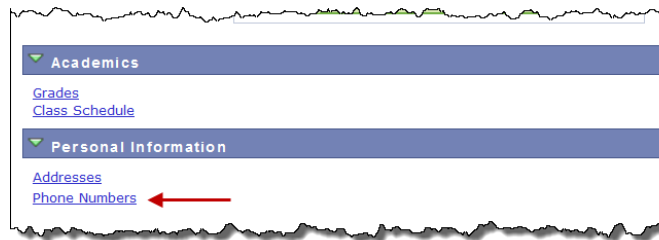
1. Click [Addresses](#).



- You may view all the active addresses your student has listed on this page.

Address Type	Address	
Permanent	Fayetteville, AR 72704- Washington	edit

- Click [Phone Numbers](#).



- You may view all the active phone numbers your student has listed.

Phone Type	Telephone	Ext	Country	Preferred	
Mobile	(555) 555-5555			<input type="checkbox"/>	delete
Permanent	(555) 555-5555			<input checked="" type="checkbox"/>	delete

[ADD A PHONE NUMBER](#)

[SAVE](#)

IMPORTANT:

It is important to note that the access granted to you through the Parent Center is based on your student's consent for you to view specific on-line information and is *not* equivalent to a third-party release of information covered by the Federal Educational Rights and Privacy Act (FERPA).

Your student must complete a *FERPA 3rd Party Release* form that allows the University to discuss items covered by FERPA with you.

